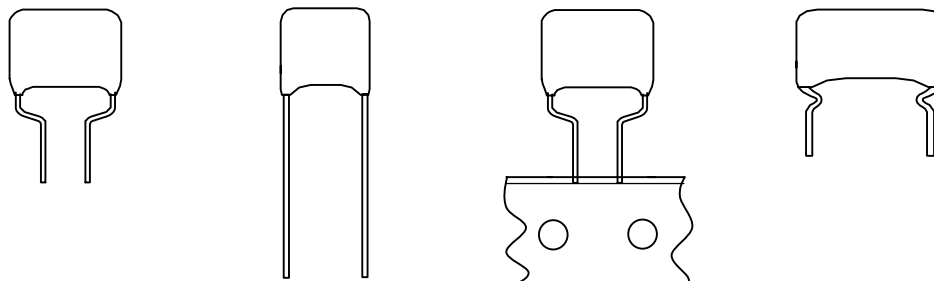


AC and Pulse Metallized Polypropylene film capacitors

PCMP 483

MMKP RADIAL LACQUERED CAPACITORS(Dipped Type) – Brown

Pitch 10.0/15.0mm
(reduced pitch ; 7.5mm)

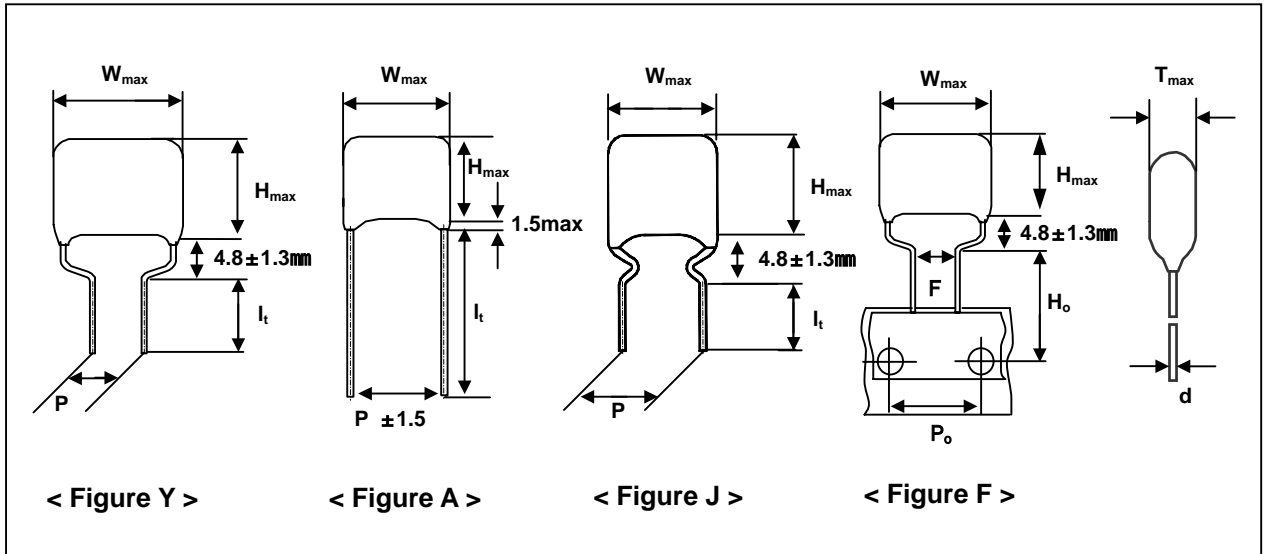
QUICK REFERENCE DATA

Capacitance range (E24 series)	0.0010 to 0.1 μ F
Capacitance tolerance	$\pm 5\%$, $\pm 10\%$
Rated voltage (DC)	250V, 400V, 630V, 800V, 1000V, 1250V
Climatic category	40/105/21
Temperature range	-40 ~ +105
Reference specification	IEC 60384-16
Coating material	Qualified in accordance with UL94V-0

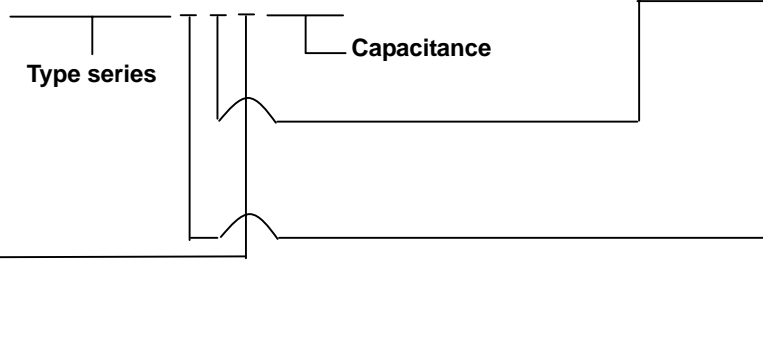
FEATURES	APPLICATIONS
<ul style="list-style-type: none"> . Non-inductive . Low loss dielectric . Low dissipation factor . Low ESR . Very stable capacitance levels . High temperature and humidity resistance 	<ul style="list-style-type: none"> . Timing and integrated circuits . High frequency & high current applications . Snubbers . Power circuits . S-correction in television or monitor displays

- Please refer to caution and warning at <http://www.pilkor.co.kr/download/Introductions.pdf> before using these products.

Ordering Information



PCMP 483 X X X X X X



Code	Voltage
4	250V
5	400V
6	630V
M	800V
7	1000V
N	1250V

Code	Original pitch
D	10.0mm
F	15.0mm

Available versions						Product (W_{max})	
Code	Packing method	C-tol.	Lead Figure	Lead length & Height	Hole to hole (P_0)	13.0mm	18.0mm
						Pitch (P)	
U	Loose in box	$\pm 5\%$	A	$l_t = 20.0\text{mm}(\text{min.})$	-	10.0	15.0
T	Loose in box	$\pm 10\%$	A	$l_t = 20.0\text{mm}(\text{min.})$	-	10.0	15.0
1	Loose in box	$\pm 5\%$	J	$l_t = 4.5 \pm 0.5\text{mm}$	-	10.0	15.0
2	Loose in box	$\pm 10\%$	J	$l_t = 4.5 \pm 0.5\text{mm}$	-	10.0	15.0
3	Loose in box	$\pm 5\%$	Y	$l_t = 4.5 \pm 0.5\text{mm}$	-	7.5(*)	7.5(*)
4	Loose in box	$\pm 10\%$	Y	$l_t = 4.5 \pm 0.5\text{mm}$	-	7.5(*)	7.5(*)
C	Ammo packing	$\pm 5\%$	F	$H_0 = 16.0\text{mm}$	15.0mm	7.5(*)	7.5(*)
D	Ammo packing	$\pm 10\%$	F	$H_0 = 16.0\text{mm}$	15.0mm	7.5(*)	7.5(*)

* Reduced pitch (Reduced lead spacings)

AC and Pulse Metallized Polypropylene film capacitors

PCMP 483

 $V_{Rdc} = 250 \text{ V}$

Cap. (μF)	$W_{\max} \times H_{\max} \times T_{\max}$ (mm)	Mass (g)	CATALOGUE NUMBER	
			PCMP 483	
			Figure Y	Figure J
			Pitch = 7.5mm It= $4.5 \pm 0.5 \text{ mm}$ C – tol. $\pm 5\%$	Pitch = 15.0mm It= $4.5 \pm 0.5 \text{ mm}$ C – tol. $\pm 5\%$
Original Pitch = $15.0 \pm 0.8 \text{ mm}$			dt = $0.8 + 0.08 / -0.05 \text{ mm}$	
0.033	18.0 x 12.0 x 7.0		PCMP 483F43333	PCMP 483F41333
0.036	18.0 x 12.0 x 7.0		PCMP 483F43363	PCMP 483F41363
0.039	18.0 x 12.0 x 7.0		PCMP 483F43393	PCMP 483F41393
0.043	18.0 x 12.0 x 7.0		PCMP 483F43433	PCMP 483F41433
0.047	18.0 x 12.0 x 7.0		PCMP 483F43473	PCMP 483F41473
0.051	18.0 x 12.0 x 7.0		PCMP 483F43513	PCMP 483F41513
0.056	18.0 x 12.0 x 7.0		PCMP 483F43563	PCMP 483F41563
0.062	18.0 x 12.0 x 7.0		PCMP 483F43623	PCMP 483F41623
0.068	18.0 x 12.0 x 7.0		PCMP 483F43683	PCMP 483F41683
0.075	18.0 x 12.5 x 7.0		PCMP 483F43753	PCMP 483F41753
0.082	18.0 x 12.5 x 7.5		PCMP 483F43823	PCMP 483F41823
* 0.091	18.0 x 13.0 x 7.5		PCMP 483F43913	PCMP 483F41913
* 0.10	18.0 x 13.5 x 8.0		PCMP 483F43104	PCMP 483F41104

(*) Volume size is bigger than 1750mm^3

AC and Pulse Metallized Polypropylene film capacitors

PCMP 483

 $V_{Rdc} = 400 \text{ V}$

Cap. (μF)	$W_{\max} \times H_{\max} \times T_{\max}$ (mm)	Mass (g)	CATALOGUE NUMBER	
			PCMP 483	
			Figure Y	Figure J
			Pitch = 7.5mm It= 4.5 ± 0.5 mm C – tol. ± 5%	Pitch = 15.0mm It= 4.5 ± 0.5 mm C – tol. ± 5%
Original Pitch = 10.0 ± 0.8 mm			dt = 0.6 + 0.06 / -0.05 mm	
0.0033	13.0 x 11.0 x 6.0		PCMP 483D53332	-
0.0036	13.0 x 11.0 x 6.0		PCMP 483D53362	-
0.0039	13.0 x 11.0 x 6.0		PCMP 483D53392	-
0.0043	13.0 x 11.0 x 6.0		PCMP 483D53432	-
0.0047	13.0 x 11.0 x 6.0		PCMP 483D53472	-
0.0051	13.0 x 11.0 x 6.0		PCMP 483D53512	-
0.0056	13.0 x 11.0 x 6.0		PCMP 483D53562	-
0.0062	13.0 x 11.0 x 6.0		PCMP 483D53622	-
0.0068	13.0 x 11.0 x 6.0		PCMP 483D53682	-
0.0075	13.0 x 11.0 x 6.0		PCMP 483D53752	-
0.0082	13.0 x 11.0 x 6.0		PCMP 483D53822	-
0.0091	13.0 x 11.0 x 6.0		PCMP 483D53912	-
0.010	13.0 x 11.0 x 6.0		PCMP 483D53103	-
0.011	13.0 x 11.0 x 6.0		PCMP 483D53113	-
0.012	13.0 x 11.0 x 6.0		PCMP 483D53123	-
0.013	13.0 x 11.0 x 6.0		PCMP 483D53133	-
0.015	13.0 x 11.0 x 6.0		PCMP 483D53153	-
0.016	13.0 x 11.0 x 6.0		PCMP 483D53163	-
0.018	13.0 x 11.5 x 6.5		PCMP 483D53183	-
0.020	13.0 x 11.5 x 6.5		PCMP 483D53203	-
0.022	13.0 x 12.0 x 7.0		PCMP 483D53223	-
0.024	13.0 x 12.5 x 7.0		PCMP 483D53243	-
0.027	13.0 x 12.5 x 7.5		PCMP 483D53273	-
0.030	13.0 x 13.0 x 8.0		PCMP 483D53303	-
0.033	13.0 x 13.5 x 8.0		PCMP 483D53333	-
Original Pitch = 15.0 ± 0.8 mm			dt = 0.8 + 0.08 / -0.05 mm	
0.027	19.0 x 11.5 x 7.0		PCMP 483F53273	PCMP 483F51273
0.030	19.0 x 11.5 x 7.0		PCMP 483F53303	PCMP 483F51303
0.033	19.0 x 12.0 x 7.0		PCMP 483F53333	PCMP 483F51333
0.036	19.0 x 12.0 x 7.0		PCMP 483F53363	PCMP 483F51363
0.039	19.0 x 12.0 x 7.0		PCMP 483F53393	PCMP 483F51393
0.043	19.0 x 12.0 x 7.0		PCMP 483F53433	PCMP 483F51433
0.047	19.0 x 12.0 x 7.0		PCMP 483F53473	PCMP 483F51473
0.051	19.0 x 12.0 x 7.0		PCMP 483F53513	PCMP 483F51513
0.056	19.0 x 12.0 x 7.0		PCMP 483F53563	PCMP 483F51563

AC and Pulse Metallized Polypropylene film capacitors

 $V_{Rdc} = 630 \text{ V}$

Cap. (μF)	$W_{\max} \times H_{\max} \times T_{\max}$ (mm)	Mass (g)	CATALOGUE NUMBER	
			PCMP 483	
			Figure Y	Figure J
			Pitch = 7.5mm lt= $4.5 \pm 0.5 \text{ mm}$ C – tol. $\pm 5\%$	Pitch = 15.0mm lt= $4.5 \pm 0.5 \text{ mm}$ C – tol. $\pm 5\%$
Original Pitch = $10.0 \pm 0.8 \text{ mm}$			dt = $0.6 + 0.06 / -0.05 \text{ mm}$	
0.0010	13.0 x 11.0 x 6.0		PCMP 483D63102	-
0.0011	13.0 x 11.0 x 6.0		PCMP 483D63112	-
0.0012	13.0 x 11.0 x 6.0		PCMP 483D63122	-
0.0013	13.0 x 11.0 x 6.0		PCMP 483D63132	-
0.0015	13.0 x 11.0 x 6.0		PCMP 483D63152	-
0.0016	13.0 x 11.0 x 6.0		PCMP 483D63162	-
0.0018	13.0 x 11.0 x 6.0		PCMP 483D63182	-
0.0020	13.0 x 11.0 x 6.0		PCMP 483D63202	-
0.0022	13.0 x 11.0 x 6.0		PCMP 483D63222	-
0.0024	13.0 x 11.0 x 6.0		PCMP 483D63242	-
0.0027	13.0 x 11.0 x 6.0		PCMP 483D63272	-
0.0030	13.0 x 11.0 x 6.0		PCMP 483D63302	-
0.0033	13.0 x 11.0 x 6.0		PCMP 483D63332	-
0.0036	13.0 x 11.0 x 6.0		PCMP 483D63362	-
0.0039	13.0 x 11.0 x 6.0		PCMP 483D63392	-
0.0043	13.0 x 11.0 x 6.0		PCMP 483D63432	-
0.0047	13.0 x 11.0 x 6.0		PCMP 483D63472	-
0.0051	13.0 x 11.0 x 6.0		PCMP 483D63512	-
0.0056	13.0 x 11.0 x 6.0		PCMP 483D63562	-
0.0062	13.0 x 11.0 x 6.0		PCMP 483D63622	-
0.0068	13.0 x 11.0 x 6.0		PCMP 483D63682	-
0.0075	13.0 x 11.0 x 6.0		PCMP 483D63752	-
0.0082	13.0 x 11.0 x 6.0		PCMP 483D63822	-
0.0091	13.0 x 11.0 x 6.0		PCMP 483D63912	-
0.010	13.0 x 11.0 x 6.0		PCMP 483D63103	-
0.011	13.0 x 11.5 x 6.0		PCMP 483D63113	-
0.012	13.0 x 11.5 x 6.5		PCMP 483D63123	-
0.013	13.0 x 11.5 x 6.5		PCMP 483D63133	-
0.015	13.0 x 12.0 x 7.0		PCMP 483D63153	-
0.016	13.0 x 12.5 x 7.0		PCMP 483D63163	-
0.018	13.0 x 12.5 x 7.5		PCMP 483D63183	-
0.020	13.0 x 13.0 x 8.0		PCMP 483D63203	-
0.022	13.0 x 13.5 x 8.0		PCMP 483D63223	-
Original Pitch = $15.0 \pm 0.8 \text{ mm}$			dt = $0.8 + 0.08 / -0.05 \text{ mm}$	
0.022	19.0 x 11.5 x 6.5		PCMP 483F63223	PCMP 483F61223
0.024	19.0 x 11.5 x 6.5		PCMP 483F63243	PCMP 483F61243
0.027	19.0 x 12.0 x 6.5		PCMP 483F63273	PCMP 483F61273
0.030	19.0 x 12.0 x 6.5		PCMP 483F63303	PCMP 483F61303
0.033	19.0 x 12.0 x 6.5		PCMP 483F63333	PCMP 483F61333
0.036	19.0 x 12.0 x 7.0		PCMP 483F63363	PCMP 483F61363
0.039	19.0 x 12.5 x 7.0		PCMP 483F63393	PCMP 483F61393
* 0.043	19.0 x 12.5 x 7.5		PCMP 483F63433	PCMP 483F61433
* 0.047	19.0 x 13.0 x 7.5		PCMP 483F63473	PCMP 483F61473

(*) Volume size is bigger than 1750mm^3

AC and Pulse Metallized Polypropylene film capacitors

PCMP 483

 $V_{Rdc} = 800 \text{ V}$

Cap. (μF)	$W_{\max} \times H_{\max} \times T_{\max}$ (mm)	Mass (g)	CATALOGUE NUMBER	
			PCMP 483	
			Figure Y	Figure J
			Pitch = 7.5mm It = $4.5 \pm 0.5 \text{ mm}$ C – tol. $\pm 5\%$	Pitch = 15.0mm It = $4.5 \pm 0.5 \text{ mm}$ C – tol. $\pm 5\%$
Original Pitch = $15.0 \pm 0.8 \text{ mm}$			dt = $0.8 + 0.08 / -0.05 \text{ mm}$	
0.020	18.5 x 11.5 x 6.5		PCMP 483FM3203	PCMP 483FM1203
0.022	18.5 x 12.0 x 6.5		PCMP 483FM3223	PCMP 483FM1223
0.024	18.5 x 12.0 x 7.0		PCMP 483FM3243	PCMP 483FM1243
0.027	18.5 x 12.0 x 7.0		PCMP 483FM3273	PCMP 483FM1273
0.030	18.5 x 12.5 x 7.5		PCMP 483FM3303	PCMP 483FM1303
0.033	18.5 x 12.5 x 7.5		PCMP 483FM3333	PCMP 483FM1333
* 0.036	18.5 x 13.0 x 8.0		PCMP 483FM3363	PCMP 483FM1363
* 0.039	18.5 x 13.5 x 8.5		PCMP 483FM3393	PCMP 483FM1393
* 0.043	18.5 x 14.0 x 8.5		PCMP 483FM3433	PCMP 483FM1433
* 0.047	18.5 x 16.0 x 8.5		PCMP 483FM3473	PCMP 483FM1473
* 0.051	18.5 x 16.5 x 8.5		PCMP 483FM3513	PCMP 483FM1513
* 0.056	18.5 x 17.0 x 8.5		PCMP 483FM3563	PCMP 483FM1563
* 0.062	18.5 x 17.5 x 9.0		PCMP 483FM3623	PCMP 483FM1623
* 0.068	18.5 x 17.5 x 9.5		PCMP 483FM3683	PCMP 483FM1683

(*) Volume size is bigger than 1750mm^3

AC and Pulse Metallized Polypropylene film capacitors

PCMP 483

 $V_{Rdc} = 1000 \text{ V}$

Cap. (μF)	$W_{\max} \times H_{\max} \times T_{\max}$ (mm)	Mass (g)	CATALOGUE NUMBER	
			PCMP 483	
			Figure Y	Figure J
			Pitch = 7.5mm It= $4.5 \pm 0.5 \text{ mm}$ C – tol. $\pm 5\%$	Pitch = 15.0mm It= $4.5 \pm 0.5 \text{ mm}$ C – tol. $\pm 5\%$
Original Pitch = $15.0 \pm 0.8 \text{ mm}$			dt = $0.8 + 0.08 / -0.05 \text{ mm}$	
0.020	18.5 x 12.5 x 7.0		PCMP 483F73203	PCMP 483F71203
0.022	18.5 x 12.5 x 7.5		PCMP 483F73223	PCMP 483F71223
* 0.024	18.5 x 13.0 x 7.5		PCMP 483F73243	PCMP 483F71243
* 0.027	18.5 x 13.0 x 8.0		PCMP 483F73273	PCMP 483F71273
* 0.030	18.5 x 13.5 x 8.5		PCMP 483F73303	PCMP 483F71303
* 0.033	18.5 x 14.0 x 8.5		PCMP 483F73333	PCMP 483F71333
* 0.036	18.5 x 16.0 x 8.5		PCMP 483F73363	PCMP 483F71363
* 0.039	18.5 x 16.5 x 8.5		PCMP 483F73393	PCMP 483F71393
* 0.043	18.5 x 17.0 x 8.5		PCMP 483F73433	PCMP 483F71433
* 0.047	18.5 x 17.5 x 9.0		PCMP 483F73473	PCMP 483F71473
* 0.051	18.5 x 17.5 x 9.5		PCMP 483F73513	PCMP 483F71513
* 0.056	18.5 x 18.0 x 9.5		PCMP 483F73563	PCMP 483F71563
* 0.062	18.5 x 18.5 x 10.0		PCMP 483F73623	PCMP 483F71623

(*) Volume size is bigger than 1750mm^3

AC and Pulse Metallized Polypropylene film capacitors

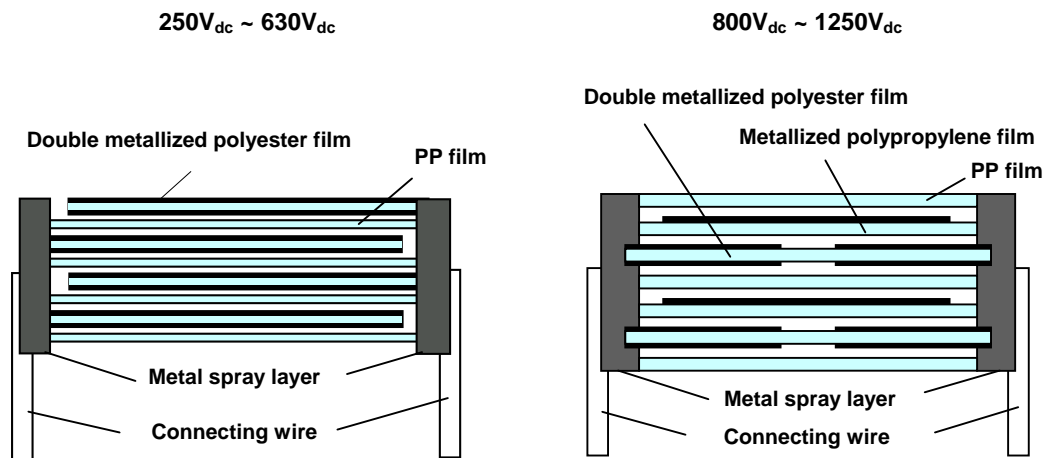
PCMP 483

 $V_{Rdc} = 1250 \text{ V}$

Cap. (μF)	$W_{\max} \times H_{\max} \times T_{\max}$ (mm)	Mass (g)	CATALOGUE NUMBER	
			PCMP 483	
			Figure Y	Figure J
			Pitch = 7.5mm It= 4.5 ± 0.5 mm C – tol. $\pm 5\%$	Pitch = 15.0mm It= 4.5 ± 0.5 mm C – tol. $\pm 5\%$
Original Pitch = 15.0 ± 0.8 mm			dt = $0.8 + 0.08 / -0.05$ mm	
0.010	18.5 x 11.5 x 6.5		PCMP 483FN3103	PCMP 483FN1103
0.012	18.5 x 12.0 x 7.0		PCMP 483FN3123	PCMP 483FN1123
0.015	18.5 x 12.5 x 7.5		PCMP 483FN3153	PCMP 483FN1153
* 0.018	18.5 x 13.5 x 8.0		PCMP 483FN3183	PCMP 483FN1183
* 0.020	18.5 x 16.0 x 8.0		PCMP 483FN3203	PCMP 483FN1203
* 0.022	18.5 x 16.0 x 8.0		PCMP 483FN3223	PCMP 483FN1223
* 0.024	18.5 x 16.5 x 8.0		PCMP 483FN3243	PCMP 483FN1243
* 0.027	18.5 x 17.0 x 8.5		PCMP 483FN3273	PCMP 483FN1273
* 0.030	18.5 x 17.5 x 9.0		PCMP 483FN3303	PCMP 483FN1303
* 0.033	18.5 x 18.0 x 9.5		PCMP 483FN3333	PCMP 483FN1333
* 0.036	18.5 x 18.0 x 10.0		PCMP 483FN3363	PCMP 483FN1363
* 0.039	18.5 x 18.5 x 10.0		PCMP 483FN3393	PCMP 483FN1393
* 0.043	18.5 x 19.0 x 10.5		PCMP 483FN3433	PCMP 483FN1433
* 0.047	18.5 x 19.5 x 11.0		PCMP 483FN3473	PCMP 483FN1473
* 0.051	18.5 x 20.0 x 11.5		PCMP 483FN3513	PCMP 483FN1513
* 0.056	18.5 x 20.5 x 12.0		PCMP 483FN3563	PCMP 483FN1563
* 0.062	18.5 x 21.0 x 13.0		PCMP 483FN3623	PCMP 483FN1623
* 0.068	18.5 x 22.0 x 13.5		PCMP 483FN3683	PCMP 483FN1683

(*) Volume size is bigger than 1750mm^3

CONSTRUCTION



Description ;

- . Low-inductive wound cell of double metallized polyester film, polypropylene (PP) film.
- . Protected by a hard, water repellent, solvent resistant epoxy lacquer.
- . Radial leads, tin-coated

MOUNTING

NORMAL USE

The capacitors are designed for mounting on printed-circuit boards. The capacitors packed in bandoliers are designed for mounting on printed-circuit boards by means of automatic insertion machines.

SPECIFIC METHOD OF MOUNTING TO WITHSTAND VIBRATION AND SHOCK

- . For pitches of 15 mm the capacitors shall be mechanically fixed by the leads
- . For larger pitches the capacitors shall be mounted in the same way and the body clamped.

STORAGE TEMPERATURE

- . Storage temperature: $T_{stg} = -25$ to $+40$ with RH maximum 80% without condensation.

RATINGS AND CHARACTERISTICS REFERENCE CONDITIONS

Unless otherwise specified all electrical values apply at an ambient temperature of 23 ± 1 °C, an atmospheric pressure of 86 to 106 kPa and a relative humidity of 50 ± 2 %.

For reference testing a conditioning period shall be applied of 96 ± 4 h by heating the products in a circulating air oven at the rated temperature and a relative humidity not exceeding 20 %.

AC and Pulse Metallized Polypropylene film capacitors

CHARACTERISTICS

Test Voltage

. Test Voltage (between leads) : $1.6 \times V_{Rdc}$, 1min

Dissipation Factor

Rated voltage	Capacitance	Tangent of loss angle ($\times 10^{-4}$)	
		10 KHz	100 KHz
250 V	C 0.10 μ F	5	25
400 V	C 0.033 μ F (P =10.0mm)	5	15
	0.027 μ F < C 0.056 μ F (P =15.0mm)	5	20
630 V	C 0.022 μ F (P =10.0mm)	5	15
	0.022 μ F C 0.068 μ F (P =15.0mm)	5	15
800 V	C 0.068 μ F	5	15
1000 V	C 0.062 μ F	6	15
1250 V	C 0.068 μ F	6	15

Insulation Resistance

. The insulation resistance is measured for 1min \pm 5s,
 at 100V_{dc} for V_{rdc}<500V, at 500Vdc for V_{rdc} 500V(lead to lead)
 $R_{ins} > 100,000M\Omega$ when $C \leq 0.33\mu F$
 $R_{ins} > 30,000 F$ when $C > 0.33\mu F$

Rated Voltage Pulse Load Slope (dV/dt)_R

For values see specific reference data. If the pulse voltage is lower than the rated voltage, the values of the specific reference data must be multiplied by V_{Rdc} and divided by the applied voltage

Rated voltage	Rated voltage pulse slope (V/ μ s)	
	P = 10.0 mm	P = 15.0 mm
250 V	-	550
400 V	1200	700
630V	1500	900
800 V	-	3000
1000 V	-	3300
1250 V	-	4500

Capacitance

. Capacitance : Within specified tolerance range when sine wave AC is applied
 at 1kHz \pm 200Hz and 5V_{rms}

Self heating temperature

. Maximum allowable rise is 7

PRODUCT MARKING

- . Rated capacitance in code according to IEC 60062(393)
- . Tolerance on rated capacitance (H: $\pm 3\%$, J : $\pm 5\%$, K : $\pm 10\%$)
- . Rated DC voltage(630)
- . Product type(P483)
- . Code for dielectric material(MMKP)
- . Batch number code(5341001)

Example of marking

393J 630
P483 MMKP
5341001